

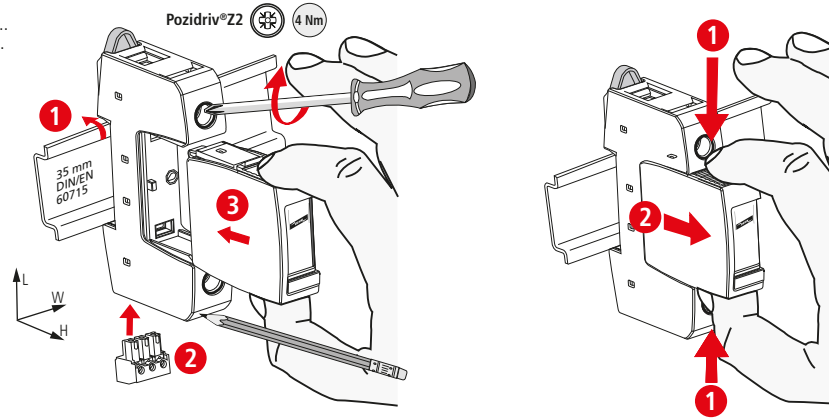
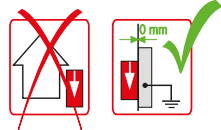


DEHNgap C S (FM) DGP C S (FM)

- DE Einbauanleitung
- GB Installation instructions
- IT Istruzioni di montaggio
- FR Instructions de montage
- NL Montagehandleiding
- ES Instrucciones de montaje
- PT Instruções de montagem
- DK Monteringsvejledning
- SE Monteringsanvisning
- FI Asennusohje
- GR Οδηγίες συναρμολόγησης
- PL Instrukcja montażu
- CZ Montážní návod
- TR Kurulum Talimatları
- RU Инструкция по монтажу
- CN 安装说明
- HU Szerelési útmutató
- JP 設置説明書



II IEC 61643-11...
2 EN 61643-11...

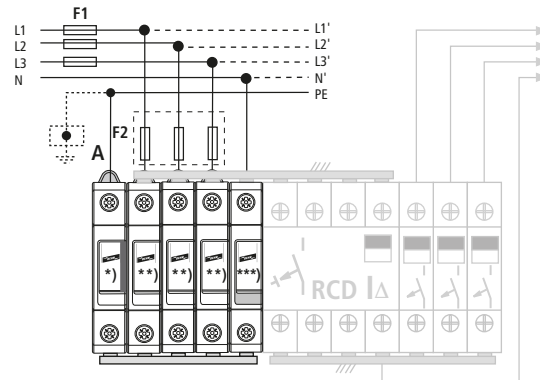
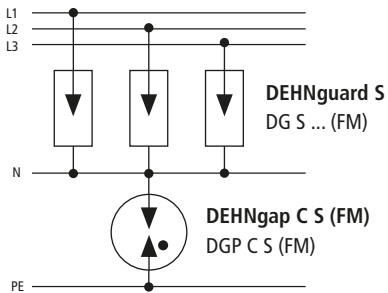


| | DGP C S (FM) | DG S 275 (FM) |
|-------------------|-----------------------------------|------------------|
| U _c | 255 V (50/60 Hz) | 275 V (50/60 Hz) |
| U _N | 230 V (50/60 Hz); Tol.: 0V ... UC | |
| I _n | 100 Arms | --- |
| I _{SCCR} | --- | 50 kArms |
| I _{max} | 40 kA | |
| max. | --- | 125 A gG |
| I _{pe} | < 5 μA | < 0,5 mA |
| θ° | -40°C ... +80°C | |
| φ | 5% ... 95% | |
| IP | 20 | |
| L x W x H | 90 mm x 18 mm x 73 mm | |

| min. □ N, PE, | 1,5 mm ² | | |
|---------------|-----------------------|--------------------|----------|
| max. □ N, PE, | 25 mm ² | 35 mm ² | |
| □ | 16 mm ² Cu | | ≥15.5 mm |

TT 3+1

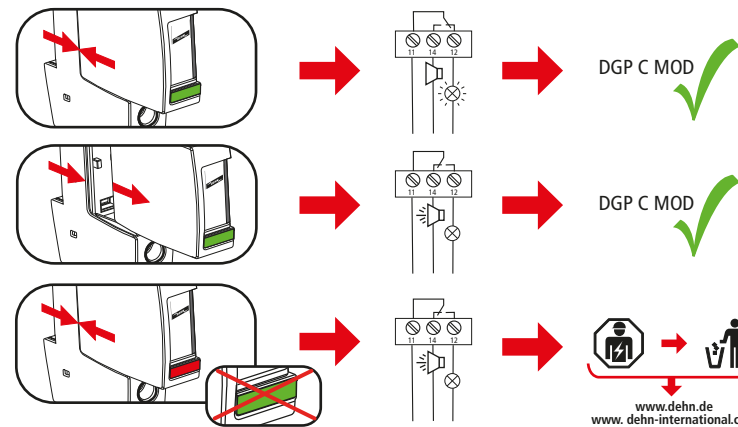
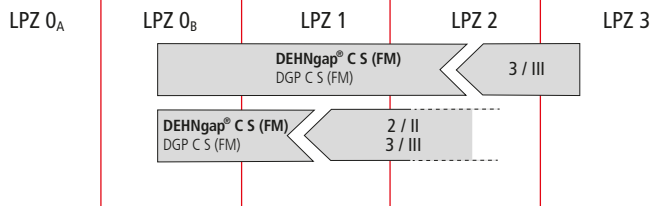
TT 3+1



- *) DEHNgap C S (FM)
DGP C S (FM)
952 030 (952 035)
- **) DEHNguard S
DG S ... (FM)
- ***) DK 25
952 699

DEHNguard S DG S 275 (FM)

| | |
|----|-------------------------------------|
| F1 | F1 > 125 A gG ↓ F2 ≤ 125 A gG |
| F2 | F1 ≤ 125 A gG ↓ F2 |
| A | min. 6 mm ² Cu |



| DEHNgap C S FM DGP C S FM | |
|---------------------------|--|
| | U _N / I _N AC: 250 V / 0,5 A |
| | DC: 250 V / 0,1 A 125 V / 0,2 A 75 V / 0,5 A |
| max. 1,5 mm ² | |

